



EXILE
Non-Poisonous
Glue Traps
FOR RATS,
MICE AND
INSECTS
TOO!
Product # 7016

FOR PROFESSIONAL USE ONLY
CONSULT LABEL AND MSDS BEFORE USING.

EXILE
Non-Poisonous Glue Traps

- EXILE's space-age, non-drying, non-flowing glue retains its amazing holding power indefinitely
- The most effective rodent control available, yet does not introduce poisons into the environment.
- Eliminates the difficulties of baiting, handling and reusing bulky, unsanitary spring traps.
- Avoids having poisoned rodents die in walls or in sensitive equipment.
- Will trap more than one rat, many mice and hundreds of insects.
- Plastic trays allow for clean, easy handling yet assure that the glue will not seep through to stain floors or carpeting.

DIRECTIONS FOR USE:


For rats or mice: Separate the glue traps along the scored hinges and place lengthwise, glue side up, against walls or wherever rodents are known to travel. To attract rodents more quickly, place peanuts in the trap.

Insects: Separate the glue traps and place where the insects are normally found, such as in cabinets, pantries, under sinks or by refrigerators. To attract insects more quickly, place several pinches of sugar in center of trap.


In dusty areas lean a board against the wall over the traps.

Glue traps can be secured to beams and pipes with wires pushed through the indented holes.

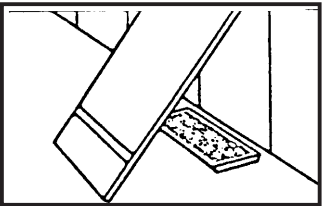
Should any of the adhesive accidentally get on hands or floors, it can be washed off with mineral spirits or paint thinner.




PLACE AGAINST WALLS



ON LEDGES OR PIPES



OUTSIDE OR DUSTY AREAS



UNDER SINKS WITH OPENINGS